

# 30K Rotary Seal

## Bearing Protection


### 30K – Product Data

Chesterton® 30K Rotary Seal provides excellent service in applications that utilize conventional oil lip seals for bearing protection. The 30K is available in three distinct PTFE materials developed specifically for sealing applications. The PTFE compounds coupled with the seal design provide excellent fluid compatibility, outstanding performance and minimal wear.


- The dynamic sealing lip is mechanically formed which allows it to be stretched over the shaft while still maintaining a compressive seal.
- The primary sealing lip isolates the bearing chamber from external contaminants while maintaining a positive pressure seal.
- The secondary sealing lip prevents external sources of contamination from entering the system and provides backup sealing capabilities.
- The static o-ring seal prevents rotation and allows for easy installation and removal.
- Outperforms conventional oil lip seals by increasing bearing life and maximizing production.
- Does not fret or damage hardened shafts.
- Custom designed to meet equipment dimensions.
- Material is easily selected based on system fluid.

#### Delivery Information:

- Standard delivery – 10 days



AWC 100



AWC 300



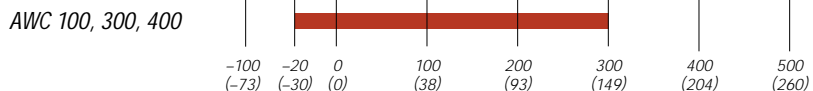
AWC 400

#### Material Selection & Typical Applications\*

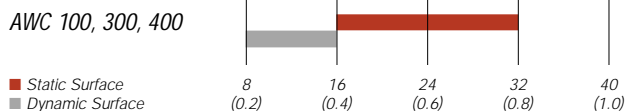
PTFE Compound	Dry	Water/Steam	Petroleum Based Fluids
AWC 100-Polyimide Filled	Excellent	—	Excellent-Low Viscosity
AWC 300-Moly & Glass Filled	Good	Good	Excellent-High Viscosity (e.g. >2,00 cps)
AWC 400-Carbon & Graphite Filled	Good	Excellent	Good

\* Performance depends on concurrent conditions including shaft hardness, shaft surface roughness, material, lubrication, temperature and pressure.

#### Operating Temperature Range – °F (°C)



#### Recommended Surface Finishes – μ Inch (μ m) (For Sealing Liquids)



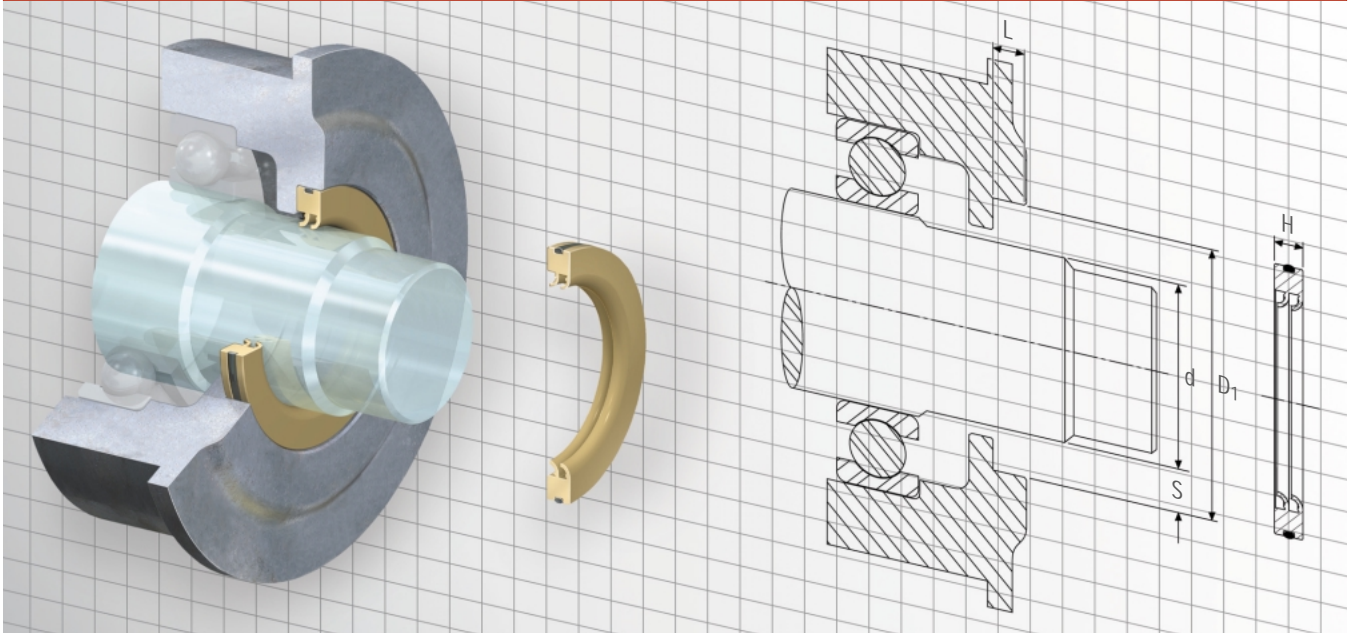
#### Recommended Mating Surface Hardness

AWC 100	AWC 300	AWC 400
>45 Rockwell C	>53 Rockwell C	>53 Rockwell C

# 30K Rotary Seal

# Bearing Protection

## 30K – Cross Sectional Drawing of Equipment



### 30K – Technical Data

#### Designations:

Rod diameter =  $d$   
 Stuffing box bore =  $D_1$   
 Seal width =  $H$   
 Groove height =  $L$   
 Cross section =  $S$

#### O-ring Material:

Fluoroelastomer

#### Maximum Pressure:

10 psi (0,7 bar)

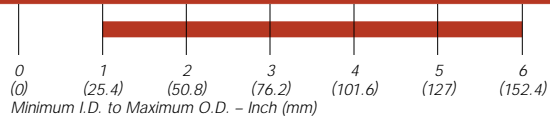
#### How to place an order:

- 1 Choose material
- 2 List  $d$ ,  $D_1$  and  $L$
- 3 Confirm  $S$  (see chart)
- 4 Contact Distributor to place order.

### Available Seal Sizes

#### Material

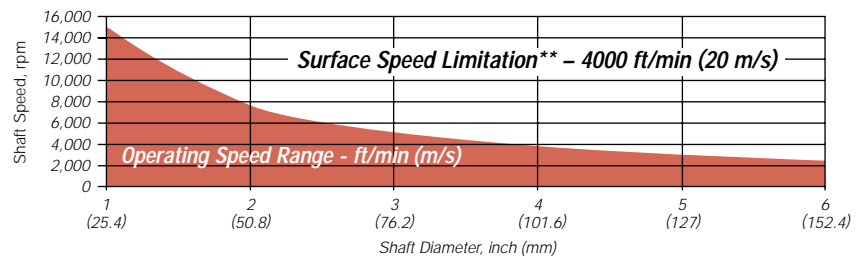
AWC 100, 300, 400



### Size Limitations

Rod Diameter	Seal Cross Section (S) min/max	Seal Width (H) min/max
1.000" – 2.999" (25,4 – 76,1 mm)	.250 – .500" (6,35 – 12,7 mm)	.250 – .500" (6,35 – 12,7 mm)
3.000" – 4.999" (76,2 – 126 mm)	.287 – .500" (7,28 – 12,7 mm)	.250 – .500" (6,35 – 12,7 mm)
5.000" – 6.000" (127 – 152,4 mm)	.312 – .500" (7,92 – 12,7 mm)	.250 – .500" (6,35 – 12,7 mm)

### Operating Speed



## CHESTERTON

### Hydraulic/Pneumatic Business

Middlesex Industrial Park, 225 Fallon Road,  
 Stoneham, Massachusetts 02180-9101 USA  
 Telephone: 781-438-7000  
 Fax: 781-438-8971  
 Web Address: [www.chesterton.com](http://www.chesterton.com)

© A.W.CHESTERTON CO., 1999. All rights reserved.  
 © Registered trademark owned and licensed by  
 A.W.CHESTERTON CO. in USA and other countries.

DISTRIBUTED BY: